

ROYAL SERIES OF PRODUCTS

ROYAL 系列移动桥式测量机是一款高精度适用于中小型工件检测的高效率三坐标测量机。

自身有自带工作台，敞开性好（三个方向都可以搬运送件），采用国际先进的有限元分析技术设计的精密横梁，并采用刚性好、质量轻的全封闭框架移动桥式结构。稳定、高效、多功能的特点，配置灵活，各种不同的测量配置需求和测量解决方案；超大的测量空间和超重载荷设计，为中小型的工件提供可靠有力的支持。

Royal Series Moving Bridge CMM is a kind of practical measuring machine to measure medium and small work-pieces and carry out reverse engineering.

Three axis adopts of quality granite beam and the mechanical overall structure adopts strong rigidity, light weight and close frame movable bridge structure, which is simple, compact and has strong loaded capacity and good moving performance.

The stability, efficiency, multi-function features. Provide different measuring configurations and measuring solution. Wide measuring space and overweight loading capacity to ensure the reliable measurement of middle-small size work-pieces.




产品特点：

开阔的测量空间和允许超大的工作台载荷，为中大型的被测工件提供了可靠地前提保障。独有的钢丝传动专利技术，使系统的运动特点，刚度及精度大幅的提高。集稳定性、高精度和高效率的一体设计，为用户提供高性价比的完美、解决方案。丰富多样的配置，提供扫描和接触式测量。系列化的规格尺寸，为用户提供从1500~3000不同大小工件的测量需求。采用本公司拥有专利技术（ZL 201420529248.2）的钢丝传动机构技术；

Feature

Wide measuring space&Large workbench loading
Unique steel wire transmission design improves the rigidity and accuracy greatly.
Integrated stability,high accuracy and high efficiency,providing the perfect measuring solutions.
Diversified configurations,providing contacting and scanning measurement.
Providing the measuring solution for work-pieces whose range from 1500 to 3000mm.

推荐选配探测系统 Recommended Probe System



应用于军工、兵器、模具、精密机械等行业

设备规格：ROYAL7106、ROYAL9128、
ROYAL9158、ROYAL121510、
ROYAL152010、ROYAL122010、
ROYAL152112、ROYAL153012、

Equipment Parameter

测量范围(mm):X(700~1500) Y(1000~3000) Z(600~1200)
承重(kg):1300~1900
空气压力(MPa):0.6
示值误差(μm):1.2+3.3L/1000起

详细机型参数，请咨询本地办事机构。